

Tutorial: how to install on your computer the game



Mimi Golf 3D: The Pirate flag

ON WINDOWS	2
STEP 1: DOWNLOAD THE FILE	2
STEP 2: INSTALL THE GAME	2
STEP 3: FIND THE SOFTWARE AND PLAY!	3
ON MAC AND LINUX	4
ON ANDROID	4
ON IOS	4
NOTES	5

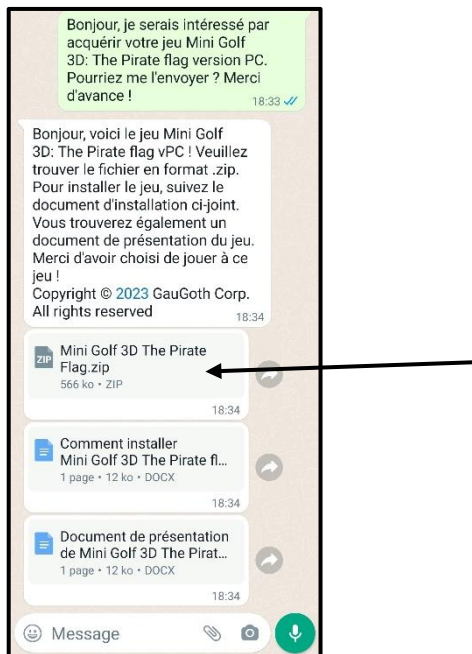


ON WINDOWS

Step 1: download the file

Get the folder in .zip format with one of the following options:

- You have downloaded the file on my website: gaugoth.corp.free.fr.
- You have received the folder after a request in private conversation, from a cell phone.
- I have directly put the file on your USB stick or your computer.
- You have received the game after contact by e-mail at the following address:
gaugoth.corp@free.fr.

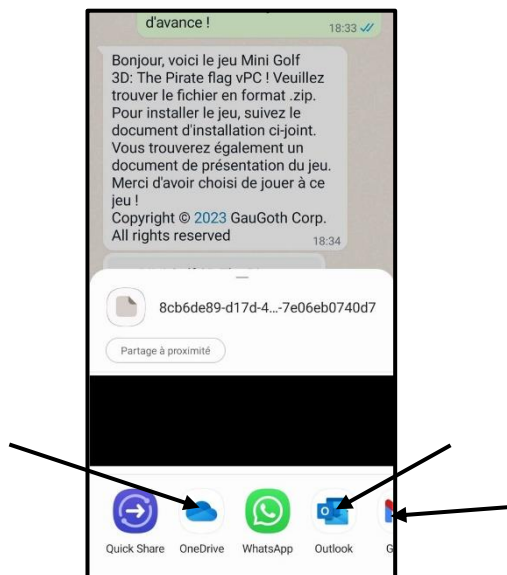


Example of a request in private conversation

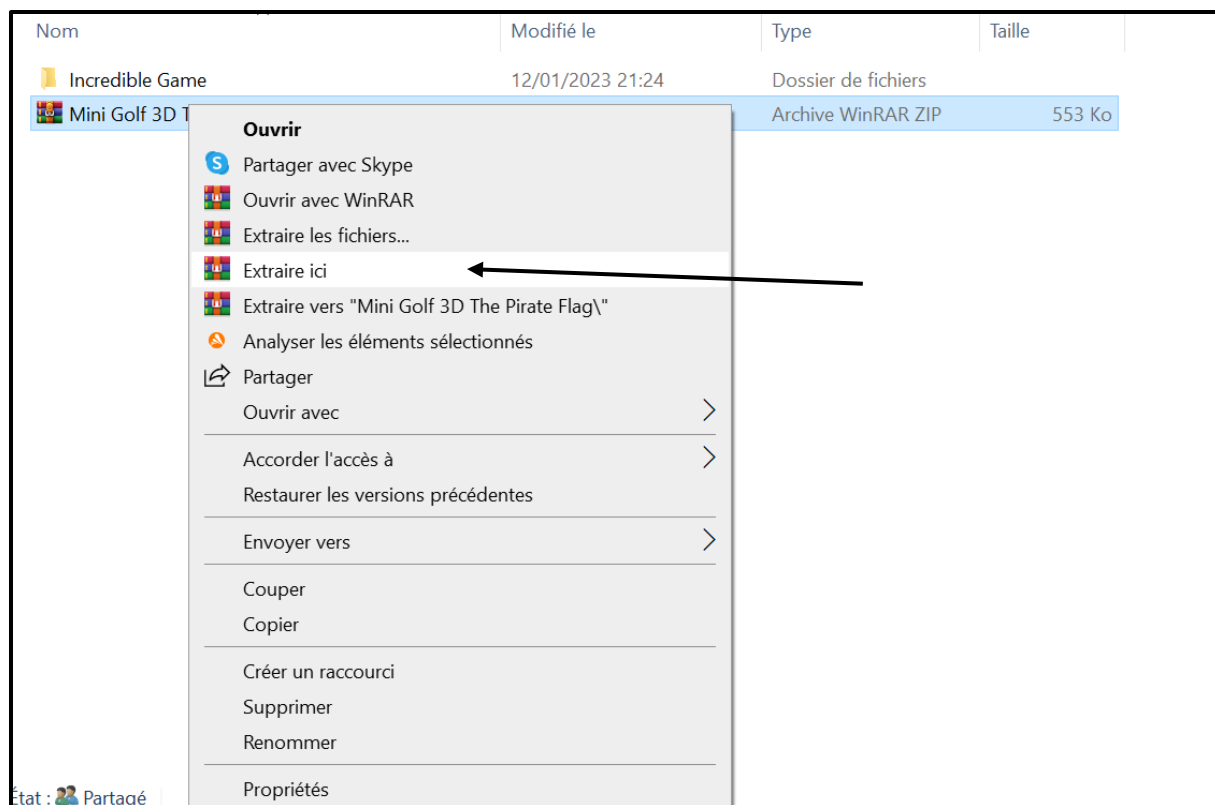
Step 2: install the game

Move the .zip file to the location where you want to install the game on your computer.

- If you received it on a mobile device, share it on a drive like Google Drive or OneDrive, or email it to yourself, then retrieve it from your computer.



Unzip the file as shown in the image below:



Right click on the .zip file and then “extract here”. This may take some time, depending on the power of your computer.

Step 3: find the software and play!

Open the folder named “Mini Golf 3D The Pirate flag”, then open the .exe file of the same name with the pirate flag icon. That’s it, you can play!

Nom	Modifié le	Type	Taille
Incredible Game	12/01/2023 21:24	Dossier de fichiers	
Mini Golf 3D The Pirate Flag	12/01/2023 21:21	Dossier de fichiers	
Mini Golf 3D The Pirate Flag.zip	12/01/2023 21:23	Archive WinRAR ZIP	553 Ko

Nom	Modifié le	Type	Taille
HELP	12/01/2023 21:20	Dossier de fichiers	
Mini Golf 3D The Pirate Flag_Data	12/01/2023 21:20	Dossier de fichiers	
MonoBleedingEdge	12/01/2023 21:20	Dossier de fichiers	
Mini Golf 3D The Pirate Flag.exe	01/01/2023 12:32	Application	639 Ko
UnityCrashHandler64.exe	06/01/2022 01:05	Application	1 204 Ko
UnityPlayer.dll	12/01/2023 21:21	Extension de l'application	0 Ko

ON MAC AND LINUX

To install on these two types of computers, the installation operation is essentially the same.

- On Mac, you must double-click on the .zip file for unzip it.
- On Linux, you must right click on the folder and then choose “extract here”, as on Windows. Because I don’t well know the operation of the Linux system, you’ll maybe encounter problems during the installation. But unfortunately, I can’t help you with that...

ON ANDROID

I can install on your Android Mini Golf 3D: The Pirate flag, on request. The setup being quite complex, you will have to lend me your device in person. I reserve the right to refuse your request, unfortunately I do not have an infinite time at my disposal!

ON iOS

To install Mini Golf 3D: The Pirate flag on your iOS, I must have a Mac at my disposal. Unless you're willing to lend me both a Mac and your iOS device, I'm afraid you won't be able to play it on this type of mobile...

NOTES

Do not forget that if you don't want to do all of this, the game is available online on the website of GauGoth Corp.: gaugoth.corp.free.fr! The only drawback is that you will have to load the game each time you use it. The loading can take time and consume data depending on your connection.

Thank you for installing Mini Golf 3D: The Pirate flag! I now invite you to read the presentation document of the game.

If you have any questions, comments, requests or other, if you have noticed any bugs, contact me at: gaugoth.corp@free.fr.

Thank you for playing to Mini Golf 3D: The Pirate flag!